

Image and Structure

The following images document an exemplary process which has taken place during the special course focusing on Image & Structure, Image & Detail in the Spatial Design MA-program at the University of Art and Design, Helsinki (25. January to 3. February 2005). Given was a project design by student Salla Kantokorpi at Tampere University of Technology.



Original design - front facade
The volume of the auditoriums does only touch ground with the necessary circulation elements. The transparent facade is hanging above ground.



Original design - front facade
The auditorium volume forms with its under side the space of the free flowing lobby.



Original design - plan at auditorium level




Original design - model




Original design - model



Support structure - first attempt
Exploring the use of the facades and the cross walls as a support structure.



Support structure - second attempt
Exploring the use of the auditorium walls as support elements.



Support structure - second attempt




Support structure - third attempt
 Relationship between primary support members, secondary dividing walls and the facades.



Support structure from below - third attempt
 Showing the two vertical support elements which are ruling the ground floor. Exploring the freedom offered by the chosen support structure to develop the auditorium's spatial expression in the lobby space.




Support and openings
 Exploring rules for cutting openings in one of the support members.



Circulation
 Exploring the relation between support structure and circulation spaces.



Detail of the crossing point between the major members of the support structure
Integration of the discoveries made by exploring support and circulation. Clarification of the basic layout for the spaces.
Clear distinction between spaces inside and outside the support. Exploring their spacial characteristics.



Relation between support and facade
Exploring the spacial quality of the space between facade and support.

The further steps in the design process will now be the completion of the continuous dialogue between structural components and space layout - now with the knowledge of a set of rules - and secondly the focus on the relation between image and detail.